

Discover. Experience. Connect.

GET OUTDOORS NEVADA


CAMP- AT-HOME

FUN CAMPING ADVENTURES IN YOUR VERY
OWN LIVING ROOM OR BACKYARD!




VISIT @GETOUTDOORSNV TO LEARN MORE!





CAMPING ESSENTIALS

SCREENSHOT AND TAG US ON YOUR STORY!



CAMPING GEAR:

<hr/>	<hr/>
<hr/>	<hr/>
<hr/>	<hr/>



FOOD AND SNACKS:

<hr/>	<hr/>
<hr/>	<hr/>
<hr/>	<hr/>



FUN ACTIVITIES:

<hr/>	<hr/>
<hr/>	<hr/>
<hr/>	<hr/>



TOILETRIES:

<hr/>	<hr/>
<hr/>	<hr/>
<hr/>	<hr/>

FIRST AID KIT:


<hr/>	<hr/>
<hr/>	<hr/>
<hr/>	<hr/>



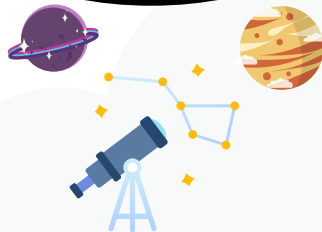
@GETOUTDOORSNV

SHOW US YOUR CAMP-AT-HOME EXPERIENCE!

DID YOU USE THE
10 ESSENTIAL ITEMS?



DID YOU SEE ANY
CONSTELLATIONS?



DID YOU SEE ANY
NATIVE BIRDS?



DID YOU MAKE A
TENT?



SHARE YOUR MASTERPIECE WITH GET OUTDOORS NEVADA!

CAMP-AT-HOME

Discover. Experience. Connect.





NOW THAT YOU KNOW WHAT TO PACK, SEE WHO CAN DO IT THE BEST AND THE FASTEST!

Directions:

1. Get as many people at home to play as possible to increase the fun factor. Then divide them into teams, outline your relay course, and decide who will be the timer.
2. Grab a backpack, ten essentials, and an egg or some crackers in a plastic bag for each team. Then place the egg or crackers at the bottom of the bag.
3. The objective is to pack up your backpack with ALL of the 10 essentials, run around the course, and pass your pack onto the next team member without breaking the egg or crackers.
4. Let the best team win, good luck!



BACKYARD BACKPACK RELAY

@GETOUTDOORSNV

#NEIGHBORHOODNATURE